

Scaled data based on original data using
LM-79-08 Approved Method: Electrical and Photometric Measurements of Solid-
State Lighting Products

Test Report Prepared for
Cooper Lighting Solutions
(formerly Eaton)

Brand: McGRAW-EDISON

Report Number: P192329

Luminaire Tested: **GLEON-AF-01-LED-E1-T4FT-7050**

Issue Date: 3/3/2020

Test Information

Test Method: LM-79-08
Report Number: P192329
TEST IS SCALED FROM IESNA LM-79-08 TEST DATA (P24295)
Test Lab: INNOVATION CENTER P2
Issue Date: 3/3/2020
Manufacturer: COOPER LIGHTING SOLUTIONS (FORMERLY EATON)
Product Line: MCGRAW-EDISON
Catalog Number: GLEON-AF-01-LED-E1-T4FT-7050
Description: GALLEON AREA AND ROADWAY LUMINAIRE
(1) 70 CRI, 5000K, 1050mA LIGHTSQUARE WITH 16 LEDS EACH AND TYPE IV FORWARD THROW OPTICS
Light Source: -
Ballast/Driver: ELECTRONIC DRIVER

Summary

Lumens per Lamp: N/A
Luminaire Lumens: 6270 lumens
Efficiency: N/A
Efficacy: 106.3 lumens/watt
Luminous Opening: Rectangular (W 0.5' x L: 0.5' x H: 0')
IES Classification: Type IV - Short - Non-Cutoff
BUG Rating: B1 - U0 - G2

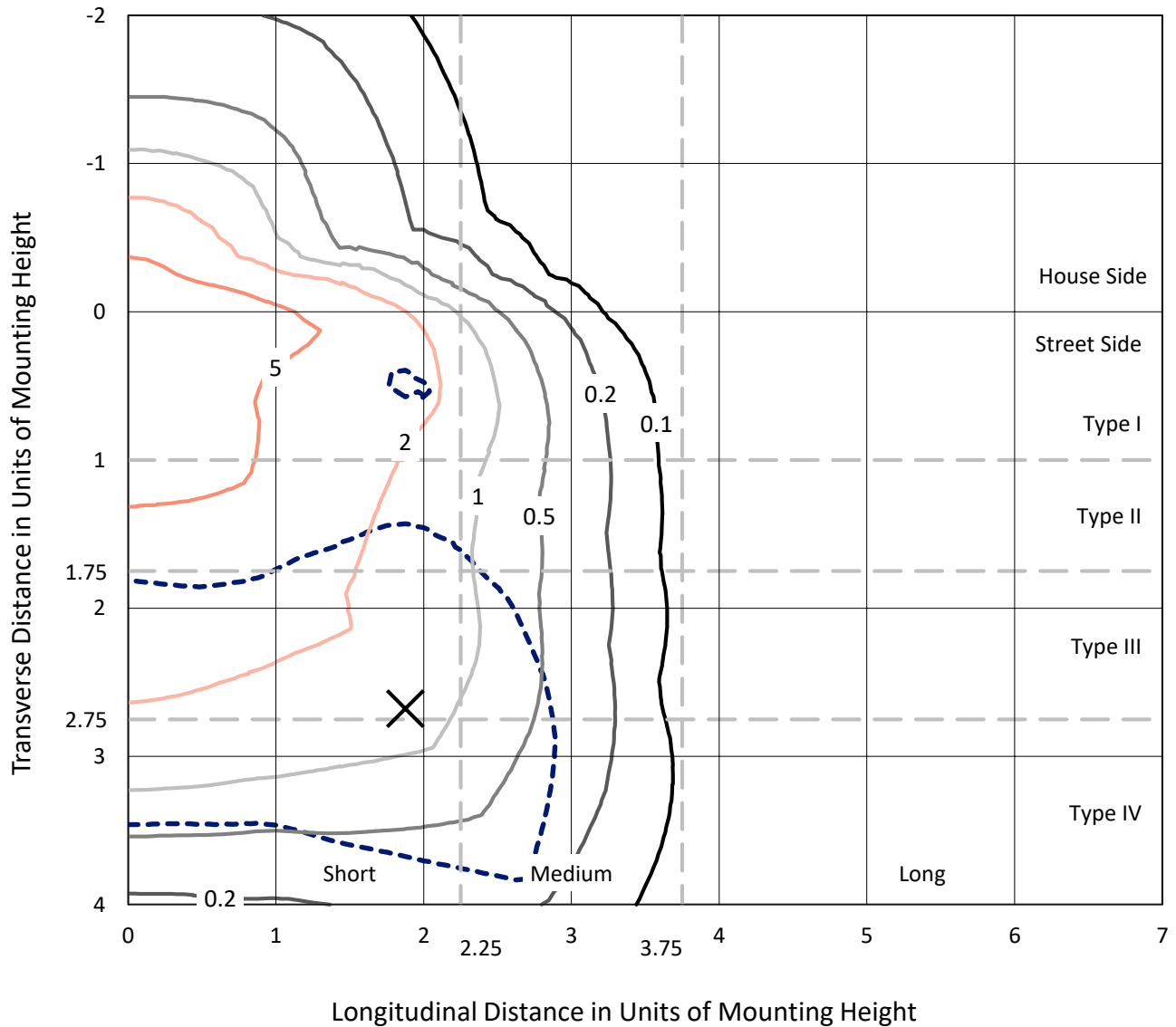
Input Watts (W): 59
Input Voltage (V): NR
Input Current (Ain): NR
Voltage Rise (V): NR
Power Factor: NR
Total Harmonic Distortion (THDi): NR
Frequency (hertz): 60
Stabilization Time: NR
Operation Time: NR
Ambient Temperature (°C): NR
Test Distance: 25 FT



REPORT NUMBER: P192329
 CATALOG NUMBER: GLEON-AF-01-LED-E1-T4FT-7050

Iso-Footcandle Lines of Horizontal Illumination

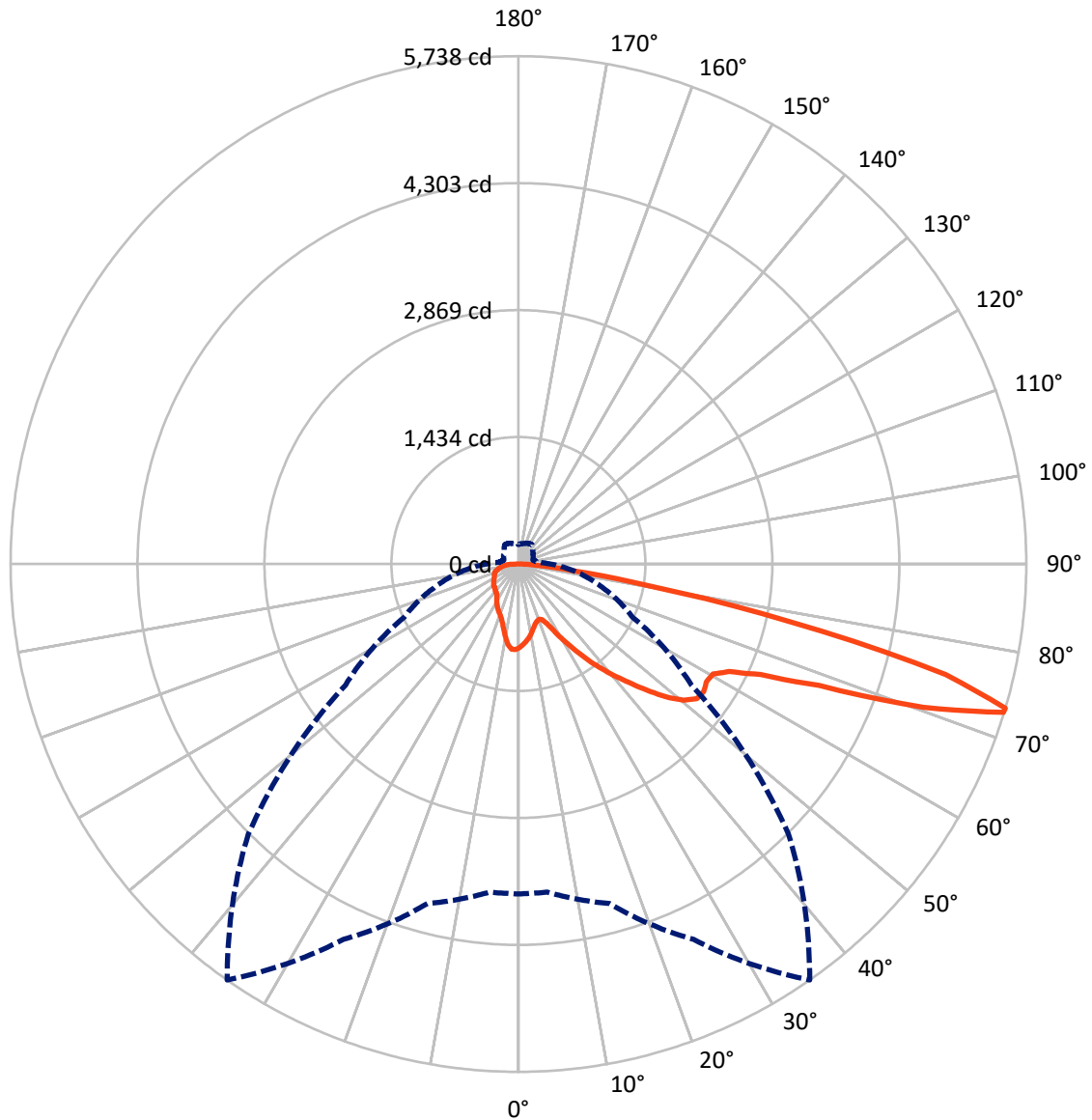
× Max cd
 - - - 1/2 Max cd



Based on 10 foot mounting height. Maximum calculated value = 9.5 fc
 Type IV - Short - Non-Cutoff

REPORT NUMBER: P192329
CATALOG NUMBER: GLEON-AF-01-LED-E1-T4FT-7050

Luminous Intensity Polar Plot



— Vertical Plane Through 35-Deg Lateral - - - Horizontal Cone Through 73-Deg Vertical

REPORT NUMBER: P192329

CATALOG NUMBER: GLEON-AF-01-LED-E1-T4FT-7050

FLUX DISTRIBUTION:

		Downward	Upward	Total
House Side	Lumens	1195.9	0.0	1195.9
	% Fixture	19.1	0.0	19.1
Street Side	Lumens	5074.1	0.0	5074.1
	% Fixture	80.9	0.0	80.9
Total	Lumens	6270.0	0.0	6270.0
	% Fixture	100.0	0.0	100.0

Coefficient of Utilization

ZONAL LUMENS:

Zone	Lumens	% Fixture
0°-10°	85.7	1.4
10°-20°	213.8	3.4
20°-30°	345.7	5.5
30°-40°	579.6	9.2
40°-50°	893.5	14.3
50°-60°	1198.7	19.1
60°-70°	1596.9	25.5
70°-80°	1218.0	19.4
80°-90°	138.1	2.2
90°-100°	0.0	0.0
100°-110°	0.0	0.0
110°-120°	0.0	0.0
120°-130°	0.0	0.0
130°-140°	0.0	0.0
140°-150°	0.0	0.0
150°-160°	0.0	0.0
160°-170°	0.0	0.0
170°-180°	0.0	0.0
0°-90°	6270.0	100.0
0°-180°	6270.0	100.0



REPORT NUMBER: P192329

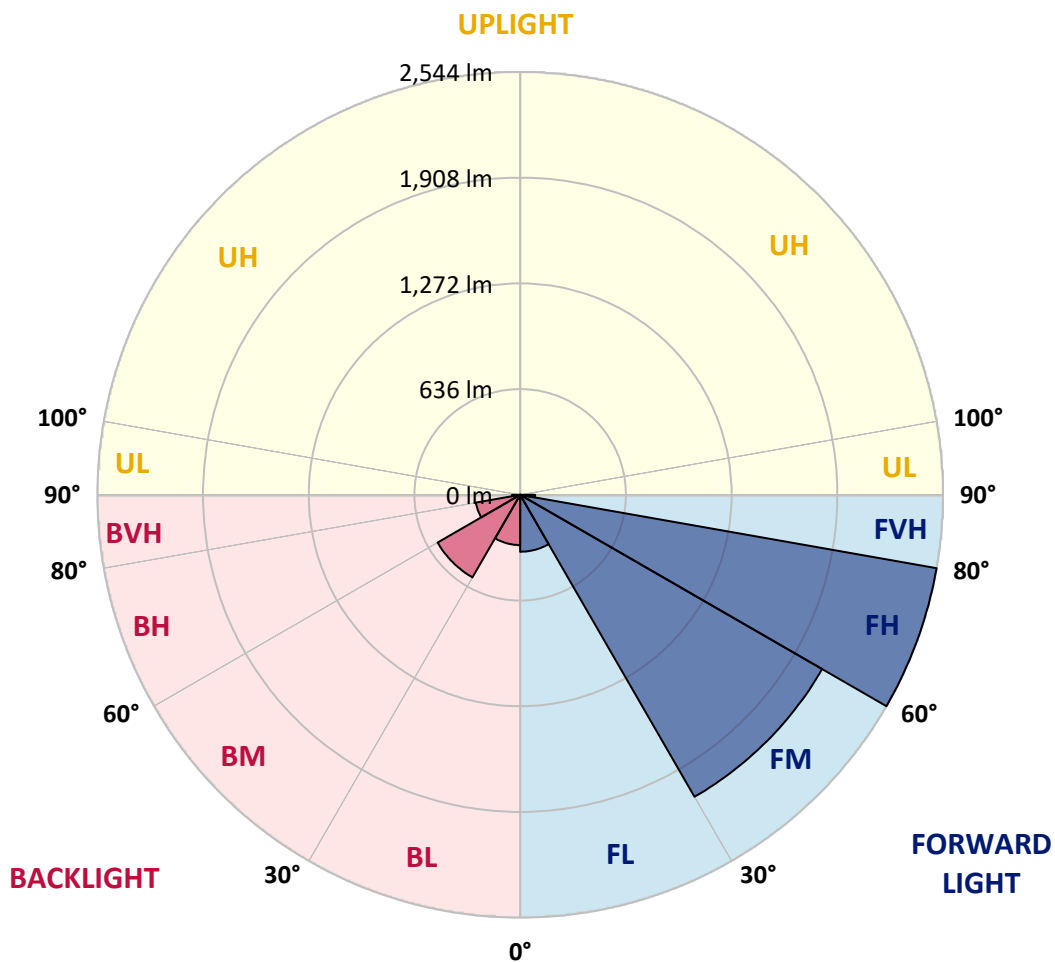
CATALOG NUMBER: GLEON-AF-01-LED-E1-T4FT-7050

LUMINAIRE CLASSIFICATION SYSTEM LUMEN TABLE AND BUG RATING:

Zone		Lumens	% Fixture	Zone Rating/Lumen Limit		
				B	U	G
FL	(0°-30°)	342.6	5.5			
FM	(30°-60°)	2098.0	33.5			
FH	(60°-80°)	2544.4	40.6			G2/5000
FVH	(80°-90°)	89.2	1.4			G1/100
BL	(0°-30°)	302.6	4.8	B1/500		
BM	(30°-60°)	573.9	9.2	B1/1000		
BH	(60°-80°)	270.6	4.3	B1/500		G1/500
BVH	(80°-90°)	48.8	0.8			G1/100
UL	(90°-100°)	0.0	0.0		U0/0	
UH	(100°-180°)	0.0	0.0		U0/0	

BUG Rating: B1-U0-G2

Type IV Short





REPORT NUMBER: P192329

CATALOG NUMBER: GLEON-AF-01-LED-E1-T4FT-7050

CANDELA DISTRIBUTION (FULL):

	0°	5°	15°	25°	35°	45°	55°	65°	75°	85°	90°
0°	946.3	946.3	946.3	946.3	946.3	946.3	946.3	946.3	946.3	946.3	946.3
2.5°	909.0	910.8	908.7	911.4	915.9	920.7	924.1	928.9	934.3	941.8	943.6
5°	866.2	869.0	869.0	873.8	882.5	890.3	897.6	905.4	916.8	929.8	934.9
7.5°	819.3	820.8	823.5	830.7	843.4	854.5	864.7	877.4	893.0	910.2	919.2
10°	762.7	764.8	769.0	779.2	796.4	811.7	826.5	844.0	863.8	885.2	896.7
12.5°	722.6	722.0	723.8	731.4	746.4	765.1	786.5	808.7	833.1	858.1	872.0
15°	709.1	705.8	698.8	697.0	705.2	723.8	748.5	775.9	805.1	835.2	852.4
17.5°	717.5	711.8	692.8	679.0	677.8	691.9	718.1	748.8	782.5	819.3	840.7
20°	770.5	756.9	710.3	678.1	666.9	673.8	696.7	729.2	769.0	817.8	845.2
22.5°	897.3	877.4	778.3	718.4	680.8	672.3	689.5	724.1	770.5	836.4	871.4
25°	1081.8	1053.5	895.2	819.0	741.3	696.4	700.3	735.9	791.9	879.8	921.9
27.5°	1227.6	1209.2	1047.8	960.8	851.5	761.5	735.6	765.4	835.5	950.9	993.9
30°	1314.3	1303.1	1211.0	1121.6	992.1	865.0	803.0	820.8	903.9	1049.3	1084.8
32.5°	1414.8	1408.2	1363.1	1280.9	1143.9	1001.1	909.9	903.6	995.4	1167.6	1183.9
35°	1519.0	1516.9	1490.4	1431.4	1306.7	1180.6	1051.7	1009.0	1095.1	1290.5	1280.3
37.5°	1616.0	1612.4	1597.0	1562.7	1477.2	1373.3	1196.2	1117.1	1202.6	1407.9	1362.4
40°	1794.5	1766.2	1713.5	1687.6	1649.4	1535.6	1311.0	1217.9	1314.0	1519.9	1433.5
42.5°	2012.2	1966.1	1868.0	1832.5	1827.0	1663.5	1389.2	1315.8	1426.3	1631.0	1503.4
45°	2183.5	2140.2	2055.6	2010.7	2030.6	1779.5	1467.8	1420.3	1541.9	1747.5	1575.3
47.5°	2366.3	2298.2	2186.2	2199.8	2243.1	1889.1	1547.9	1532.6	1668.7	1877.9	1664.7
50°	2372.9	2320.8	2271.8	2352.7	2420.2	1989.9	1648.2	1650.3	1823.7	2042.0	1783.7
52.5°	2235.3	2224.2	2302.2	2429.5	2526.8	2069.7	1762.3	1771.9	2022.1	2230.5	1914.4
55°	2187.1	2174.5	2264.5	2402.7	2541.2	2135.7	1886.1	1903.5	2262.1	2429.2	2041.7
57.5°	2304.6	2276.6	2282.6	2390.1	2506.0	2207.9	2020.9	2056.2	2522.9	2603.0	2123.6
60°	2632.8	2572.8	2459.0	2456.3	2525.0	2316.3	2176.9	2220.0	2793.8	2686.1	2091.7
62.5°	3093.1	3033.2	2820.0	2681.2	2671.0	2495.2	2368.4	2379.8	2950.4	2573.4	1896.9
65°	3591.4	3537.9	3299.7	3103.7	3009.1	2791.4	2590.9	2451.2	2899.2	2263.6	1556.1
67.5°	4196.3	4138.8	3934.1	3753.1	3662.2	3269.6	2747.2	2382.9	2574.4	1753.6	1118.6
70°	4619.4	4560.7	4480.0	4626.6	4849.1	3959.4	2767.4	2104.9	1922.8	1165.5	673.2
72.5°	4067.5	4040.1	4187.3	4804.9	5731.6	4377.9	2501.5	1532.6	1116.8	618.7	389.6
73°	3726.6	3720.6	3971.7	4679.9	5737.9	4313.5	2385.0	1424.5	957.8	547.4	356.2
75°	1682.8	1731.3	2281.7	3574.6	4985.2	3554.4	1678.6	817.2	541.1	378.2	268.9
77.5°	404.4	421.2	713.9	1697.6	3148.2	2118.2	760.6	404.1	346.0	267.1	196.3
80°	172.2	177.9	274.9	627.2	1482.3	853.0	350.5	270.7	239.4	186.4	137.6
82.5°	95.7	101.8	156.0	284.5	598.3	290.9	213.8	188.5	157.5	112.3	89.4
85°	54.2	57.5	91.2	159.0	253.5	116.8	128.0	125.3	88.8	57.8	44.0
87.5°	25.6	27.7	44.0	73.8	99.4	45.8	65.0	71.7	55.7	35.2	22.9
90°	0.0	0.0	0.0	0.0	0.0	0.0	0.0	0.0	0.0	0.0	0.0



REPORT NUMBER: P192329

CATALOG NUMBER: GLEON-AF-01-LED-E1-T4FT-7050

CANDELA DISTRIBUTION (continued):

	95°	105°	115°	125°	135°	145°	155°	165°	175°	180°
0°	946.3	946.3	946.3	946.3	946.3	946.3	946.3	946.3	946.3	946.3
2.5°	945.7	951.2	957.5	960.8	963.8	967.4	971.0	971.0	971.6	971.9
5°	939.1	950.3	960.2	964.4	965.3	965.3	964.4	959.6	955.4	957.2
7.5°	925.3	941.5	950.0	948.4	937.0	923.8	912.6	899.1	892.1	890.9
10°	905.4	924.1	925.6	910.5	882.2	853.9	830.4	807.5	796.7	794.0
12.5°	883.4	900.6	890.9	859.9	814.5	773.2	743.4	720.2	710.0	707.3
15°	865.6	877.4	853.0	804.2	747.0	703.4	678.7	661.5	654.3	652.2
17.5°	856.3	858.7	814.2	748.2	687.4	651.0	635.6	627.5	624.8	623.3
20°	860.8	844.0	777.1	696.1	638.6	613.0	609.4	607.3	606.7	605.8
22.5°	883.4	839.4	743.1	646.7	595.9	584.7	587.7	587.4	586.8	586.2
25°	923.8	843.4	710.0	599.8	560.0	557.6	563.0	563.0	560.6	560.6
27.5°	977.0	851.5	672.9	555.2	527.5	527.8	532.0	530.8	528.1	526.3
30°	1042.1	856.6	629.6	515.2	497.1	495.9	497.1	492.0	483.9	483.3
32.5°	1108.6	850.3	579.3	479.6	464.9	462.2	461.3	454.0	444.7	442.0
35°	1168.8	827.1	528.1	451.3	434.2	428.2	432.4	430.0	421.5	419.4
37.5°	1212.8	784.0	482.1	426.3	412.2	410.7	413.4	414.3	404.4	402.3
40°	1242.3	725.6	442.6	405.3	408.0	402.3	393.2	386.9	383.9	383.0
42.5°	1266.1	664.8	409.5	395.3	408.9	392.3	372.8	362.5	367.9	370.3
45°	1293.5	605.5	381.8	383.0	404.4	380.9	358.6	348.7	350.8	351.4
47.5°	1331.1	533.2	352.0	363.1	389.3	373.1	349.9	335.7	325.8	321.3
50°	1383.2	447.7	321.0	340.8	374.6	367.3	336.3	321.3	302.9	298.7
52.5°	1419.4	367.9	295.4	322.2	361.3	355.9	325.5	305.9	286.6	283.0
55°	1399.8	305.6	273.1	301.4	343.8	341.7	316.4	290.3	275.2	272.2
57.5°	1301.9	266.2	255.9	281.8	322.5	329.7	304.4	277.0	266.2	264.1
60°	1115.3	241.5	245.1	268.6	305.0	317.7	292.4	269.8	262.6	261.0
62.5°	865.3	224.9	237.0	258.9	291.5	309.2	285.7	268.9	266.2	264.4
65°	620.0	211.7	228.2	249.3	279.1	301.4	283.3	267.7	268.3	266.8
67.5°	421.2	199.9	217.7	238.5	267.1	294.5	280.0	263.5	271.0	269.2
70°	294.8	188.5	205.3	224.6	252.0	284.8	274.0	257.1	256.5	249.3
72.5°	230.0	173.4	188.5	205.3	232.7	271.3	262.0	243.0	233.0	225.5
73°	219.5	169.8	184.3	201.1	228.5	268.0	258.6	239.1	227.9	221.0
75°	181.6	154.2	167.4	182.5	210.5	252.3	242.4	221.3	207.2	202.9
77.5°	142.7	131.9	144.5	158.1	185.5	229.4	218.3	198.1	190.3	186.7
80°	105.7	109.3	120.4	132.5	160.8	205.0	195.1	174.9	209.9	201.1
82.5°	74.4	82.8	93.0	103.9	134.9	181.3	169.2	148.4	153.6	127.7
85°	44.0	54.2	63.8	73.2	97.3	150.2	139.7	118.3	97.0	92.4
87.5°	25.6	30.1	32.8	42.5	66.8	113.2	98.5	87.6	50.3	34.0
90°	0.0	0.0	0.0	0.0	0.0	0.0	0.0	0.0	0.0	0.0

(END OF REPORT)